



© Z/yen Group 2022




# Global Financial Centres Index 31 Global Launch

London

24 March 2022

Abu Dhabi



Financial Centre Futures





© Z/en Group 2022

# Welcome & Introduction



**Professor Michael Mainelli**

Executive Chairman

Z/Yen Group





© Z/en Group 2022

# Programme



London	GFCI 31 Launch Webinar Programme	Abu Dhabi
09:00	<b>Welcome &amp; Introduction</b> <i>Professor Michael Mainelli, Executive Chairman, Z/Yen Group</i>	13:00
09:05	<b>A View From Abu Dhabi</b> <i>Dhaher Bin Dhaher Al Mheiri, Chief Executive Officer of the Registration Authority, Abu Dhabi Global Market</i>	13:05
09:20	<b>GFCI 31 Results</b> <i>Mike Wardle, Director &amp; Head Of Indices, Z/Yen Group</i>	13:20
09:35	<b>Observations</b> <i>Professor Michael Mainelli, Executive Chairman, Z/Yen Group</i>	17:35
09:45	<b>Questions, Comments, And Answers?</b>	17:45
10:00	<b>Close</b>	18:00





© Z/yen Group 2022

# Today's Speakers



**Professor Michael  
Mainelli**

Executive Chairman  
Z/Yen Group



**Dhafer Bin Dhafer Al Mheiri**  
Chief Executive Officer of the  
Registration Authority  
Abu Dhabi Global Market



**Mike Wardle**  
Director & Head Of  
Indices  
Z/Yen Group





© Z/yen Group 2022



# A View From Abu Dhabi



**Dhafer Bin Dhafer Al Mheiri**  
Chief Executive Officer of the Registration  
Authority  
Abu Dhabi Global Market



**ADGM**

Abu Dhabi's International Financial Centre



**ABU DHABI  
GLOBAL MARKET**





- **About Abu Dhabi**

- About ADGM

# Why Abu Dhabi?

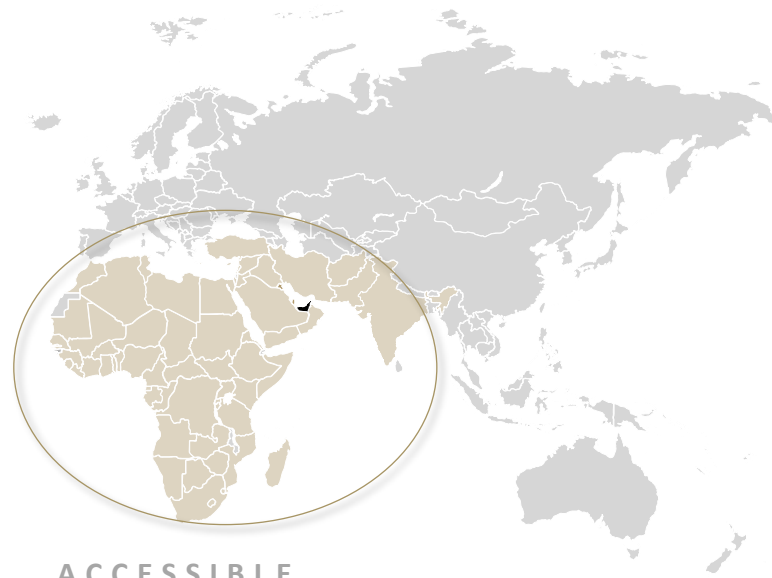


Abu Dhabi provides a **unique opportunity** for businesses looking to **establish and grow** in the **Middle East**:

 <b>The UAE Capital</b> Abu Dhabi is the <b>capital city</b> of the United Arab Emirates (UAE)	 <b>Strategic Location</b> Located at the <b>intersection of Europe, Asia and Africa</b>	 <b>Economic Growth</b> Abu Dhabi's GDP is <b>USD350 billion</b> , accounting for <b>2/3 of the UAE Economy</b>
 <b>Ease of Business</b> <b>Number 1 for ease of doing business</b> in the Middle East and <b>12<sup>th</sup> globally</b>		 <b>Golden Visa</b> Offering up to <b>10 years residency</b>
 <b>Tax Friendly</b> <b>0% corporate and personal income Tax</b>	 <b>Quality of Living*</b> Named the most <b>liveable city in the Middle East and North Africa</b>	 <b>Safety**</b> Voted the <b>safest city in the world</b> for the <b>6<sup>th</sup> consecutive year</b> in 2021

(\*) Source: The Global Liveability Index 2021- Economist Intelligence Unit (eiu.com)

(\*\*) Source: Quality of Life Index by Country 2021 (numbeo.com)



**ACCESSIBLE  
EMERGING MARKETS**

With 33% of the world just a 4-hour flight away and 80% of the world reachable with an 8-hour flight, the emirate offers world-class infrastructure and connectivity across four time zones.



# Abu Dhabi also benefits from a robust economy backed by significant reserves



Abu Dhabi's economy **has grown substantially** over the past decade - made possible by a proactive and ambitious government with access to significant investment capital and an established business ecosystem that supports and rewards innovation

*GDP Annual  
Growth Rate  
(Average 2010-2020)*

**3.4%**

*Three of the world's  
largest sovereign  
wealth funds*

**+ \$1 Tr**

*Abu Dhabi's  
private wealth  
estimated to hold  
about...  
**\$145 Bn***

*Annual  
crude oil production  
(barrels)*

**1.1 Bn**

*... accounting for about 6% of the  
world's total oil reserves*

*Global ranking in  
crude oil reserves*

**7<sup>th</sup>**

*98 billion barrels*

*FDI Inward Flow  
(current US\$)  
As of end 2019*

**13,788 M**



- About Abu Dhabi

- **About ADGM**

# Our vibrant community in the heart of Abu Dhabi



ADGM is a **landmark destination for Abu Dhabi residents and visitors**. It boasts an exceptional collection of restaurants, shopping malls, hotels and residences all set against a stunning waterfront backdrop of Abu Dhabi's skyline.

The first phase of development of the IFC is complete and is the home to ADGM Square, the ADGM Authorities Building and four office towers, The Galleria Mall, Four Seasons Hotel Al Maryah, Rosewood Abu Dhabi Hotel and the world-renowned Cleveland Clinic Abu Dhabi Hospital.



## ADGM



ADGM Square is at the heart of the IFC. The landmark ADGM Authorities Building is flanked by four Grade A office towers.

## Retail



ADGM is home to The Galleria, a unique lifestyle destination anchored by iconic brands with 250 retail and dining options.

## Hotels



Two luxury hotels, the Rosewood and Four Seasons Hotels flank ADGM Square and cater to the discerning needs of travellers and visitors

## Residential



An exclusive residential community with luxury amenities makes the Maryah Island the ultimate address in Abu Dhabi.

## Healthcare



With its distinguished architecture, Cleveland Clinic Abu Dhabi gives direct access to the world's best healthcare services.

# Establishment of Free Trade Zones by UAE Government



In year 2004, Article 121 of the UAE Constitution was amended in order to extend the legislative jurisdiction of the federation to include regulating the establishment of Financial Free Zones and the scope of exempting such zones from the application of federal legislation.

## LAW NO.8 OF 2004 ESTABLISHED FINANCIAL FREE ZONES IN THE UAE



**FEDERAL DECREE  
NO.15 OF 2013**

**Established the Financial  
Free Zone**



**ABU DHABI GLOBAL MARKET  
سوق أبوظبي العالمي**



**CABINET RESOLUTION  
NO.4 OF 2013**

**Established that the entire  
Al Maryah Island to be  
ADGM's Jurisdiction**



**LAW  
NO.4 OF 2013**

**Defined ADGM  
its powers and structure**

**ADGM Board is the ultimate  
authority on Al Maryah Island**

**ADGM comprises 3 independent  
authorities:**

- Registration Authority
- Financial Services Regulatory Authority
- ADGM Courts



**A broad-based financial centre with three independent authorities governed by the Board of Directors of ADGM**



Registration Authority

Business friendly and efficient registration and incorporation of legal entities and real property  
ADGM



Financial Services Regulatory Authority

A risk-based and outcome-focused regulatory philosophy



ADGM Courts





**His Excellency Ahmed Jasim Al Zaabi**  
**Chairman**  
Group Chief Financial Officer of  
ADNOC



**His Excellency Mohammed Ali Al Shorafa Al Hammadi**  
**Vice Chairman**  
Member of the Abu Dhabi  
Executive Council and the  
chairman of the Abu Dhabi  
Department of Economic  
Development (ADDED)



**His Excellency Hisham Khalid Malak**  
Under secretary of Department of  
Finance  
Chairman of ADX



**Dhaen Mohamed Al Hameli**  
Executive Director of ADIA's Core  
Portfolio Department (CPD)



**Khaled Abdulla Al Qubaisi**  
Chief Executive Officer of Real  
Estate and Infrastructure  
Investments (RE&II) at Mubadala

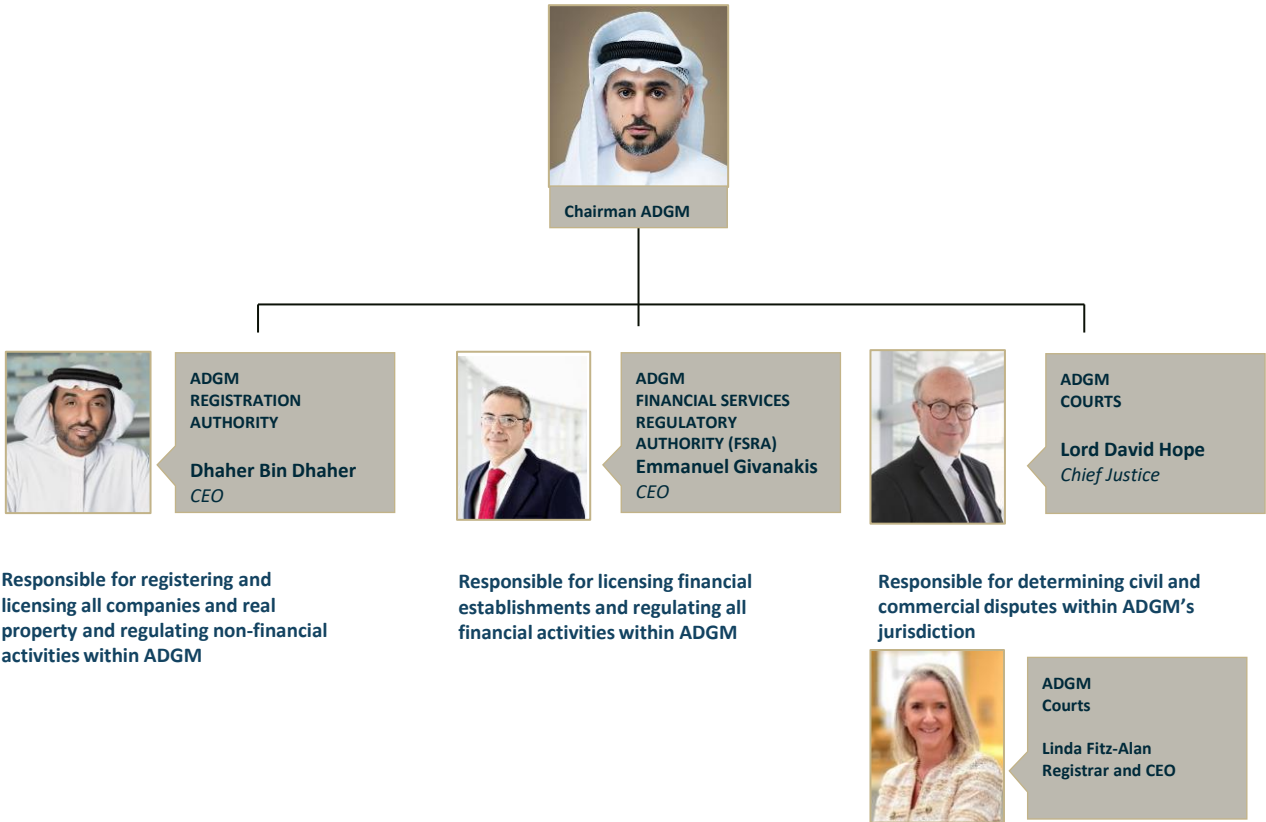


**Mansour Mohamed Al Mulla**  
MD and Group CEO of EDGE



**Kaj-Erik-Relander**  
Chief Investment officer of  
Emirates Investment Authority

# ADGM Authorities and Leadership team





## Legislation and regulations




- An independent legal jurisdiction with its own civil and commercial laws
- Direct application of English Common Law
- Independent ADGM Courts

## Efficient processes and procedures



- Fully digital application process to incorporate business
- Support with visas and government services
- Modern infrastructure and global connectivity

## Ownership and tax environment



- 100% ownership
- 0% corporate, income tax and no withholding tax
- 94 tax agreements with foreign nations
- No restrictions on repatriations of profits

## World Class Institutions



- Access to a strong ecosystem of finance, services and talent
- Home to the world's leading professional advisory firms



# We cater to a wide range of financial and non financial businesses



## FINANCIAL SERVICES



### Banking

- Corporate and transaction banking
- Investment Banking / Advisory
- Digital Banking
- Private Banking & Wealth Management
- Money Service Providers



### Asset Management

- Investment Management
- Funds and fund management
- Asset Servicing
- Custody



### Capital Markets

- Market Infrastructure / Exchanges
- Digital Assets
- Brokerage



### Fintech

- Start-up, scale-up, mature
- Digital Lab

## NON FINANCIAL SERVICES



### Corporate Sector

- Corporate Headquarters
- Corporate Treasury



### Family Businesses

- Family Offices



### Professional Service Providers

- Legal, Accounting and Consulting Services
- Professional Associations



### Entrepreneurship and Innovation

- Start-ups
- Accelerators and Incubators




### Passive Structures

- Special Purpose Vehicles
- Foundations



ADGM's approach to innovation, its commitment to providing a well-regulated environment and its integrated ecosystem have resulted in continued strong growth



# Names we are proud to have:

/ NOT EXHAUSTIVE



## Financial Services


### Banking & Insurance



### Capital Markets



### Fintech



## Non-Financial Businesses

### Corporate Sector



### Professional Service Providers



### Family Businesses





ABU DHABI  
GLOBAL MARKET

*Thank you*

*Abu Dhabi Global Market Authorities Building  
ADGM Square, Al Maryah Island  
PO Box 111999 – Abu Dhabi, UAE*



© Z/yen Group 2022

# GFCI 31 Results



**Mike Wardle**

Director And Head Of Indices

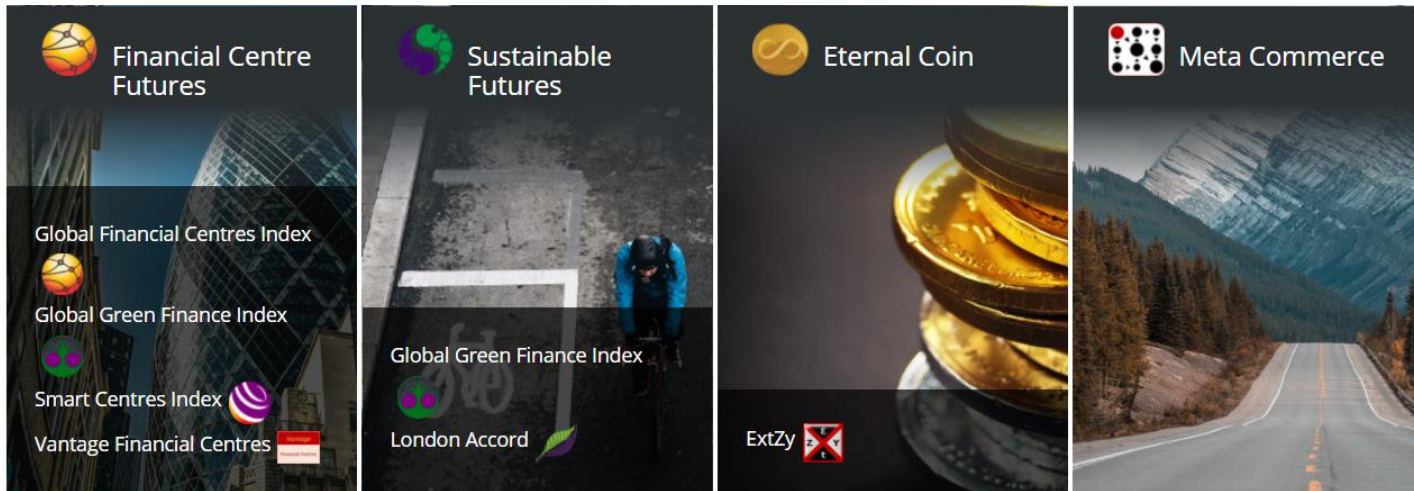
Z/Yen Group



# Long Finance

## “When Would We Know Our Financial System Is Working?”

This is the question underlying Long Finance’s goal to improve society’s understanding and use of finance over the long-term. In contrast to the short-termism that defines today’s economic view, the Long Finance time-frame is roughly 100 years.





© Z/yen Group 2022

# Factor Assessment Indices



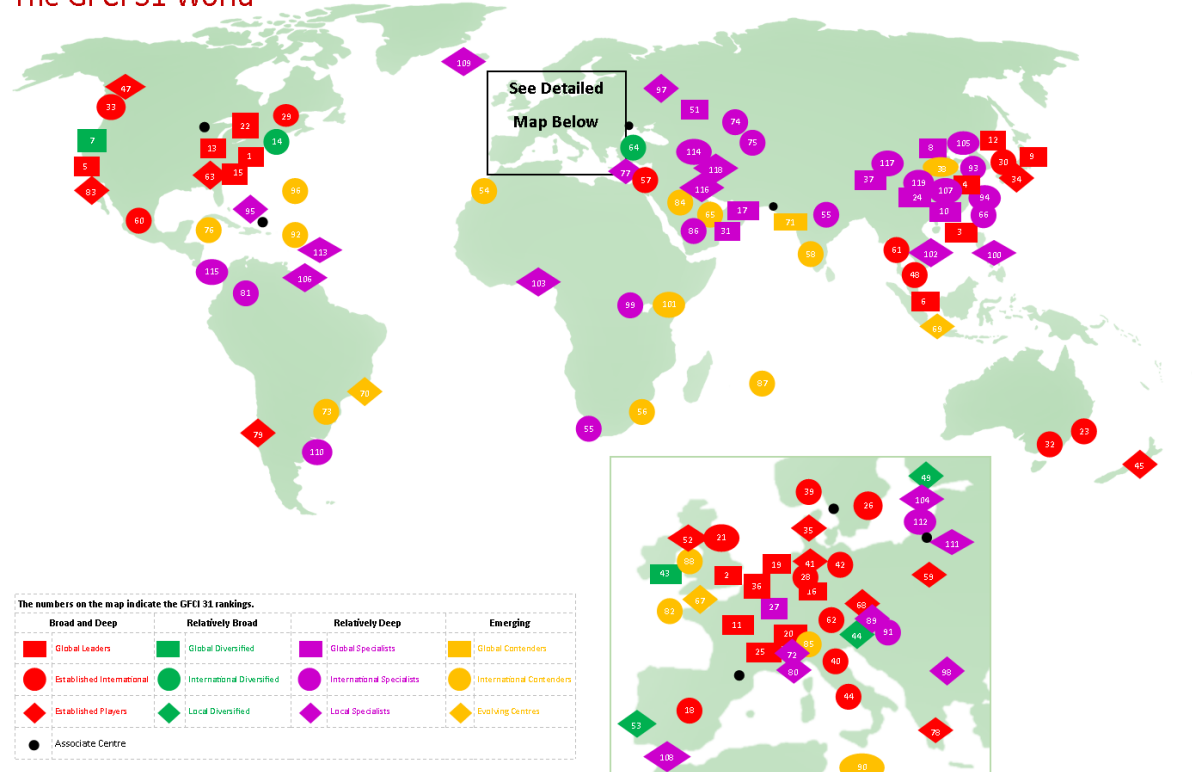
- ◆ Combine perception data with quantitative data using advanced statistical modelling
- ◆ Individual assessments of financial centres are associated with the quantitative data for that centre
- ◆ We can then predict how the individual would rate other financial centres based on their profile



# The GFCI World

## 119 Centres In GFCI 31 Plus 7 Associate Centres

### The GFCI 31 World





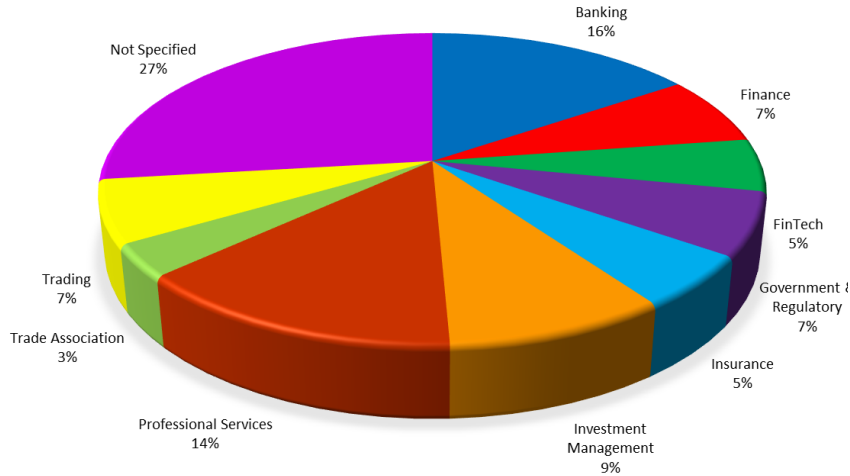


© Z/en Group 2022

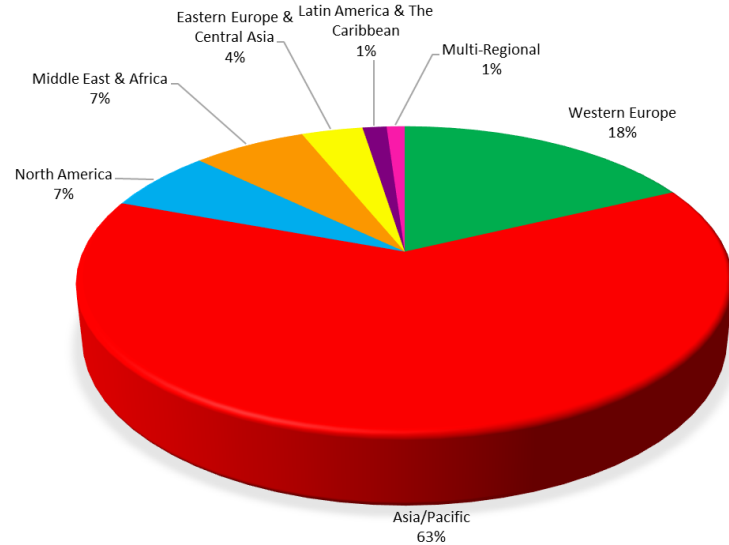


# GFCI 31 Respondents

## Respondents By Sector



## Respondents By Region





© Z/yen Group 2022

# GFCI 31 - Top 20 Centres



Centre	GFCI 31		GFCI 30		Change In	
	Rank	Rating	Rank	Rating	Rank	Rating
New York	1	759	1	762	0	▼3
London	2	726	2	740	0	▼14
Hong Kong	3	715	3	716	0	▼1
Shanghai	4	714	6	713	▲2	▲1
Los Angeles	5	713	7	712	▲2	▲1
Singapore	6	712	4	715	▼2	▼3
San Francisco	7	711	5	714	▼2	▼3
Beijing	8	710	8	711	0	▼1
Tokyo	9	708	9	706	0	▲2
Shenzhen	10	707	16	699	▲6	▲8
Paris	11	706	10	705	▼1	▲1
Seoul	12	705	13	702	▲1	▲3
Chicago	13	704	11	704	▼2	0
Boston	14	703	12	703	▼2	0
Washington DC	15	702	15	700	0	▲2
Frankfurt	16	694	14	701	▼2	▼7
Dubai	17	691	18	694	▲1	▼3
Madrid	18	690	24	687	▲6	▲3
Amsterdam	19	687	17	698	▼2	▼11
Zurich	20	686	21	690	▲1	▼4



© Z/yen Group 2022

# GFCI 31 Headlines



- ◆ New York held onto the top position in the index, while London remained in second place.
- ◆ Centres in the top 10 closely matched.
- ◆ The average rating was stable, less than one point lower than GFCI 30.
- ◆ This suggests that in the last half of 2021, confidence was returning to the world economy.
- ◆ The invasion of Ukraine by the Russian Federation will affect future ratings in ways that we cannot predict.
- ◆ The performance of the Russian financial centres in is likely to fall sharply following the imposition of broad international sanctions.
- ◆ In the GFCI FinTech ratings, New York and Shanghai retained first and second positions. Beijing and San Francisco overtook London to take third and fourth place.
- ◆ Lugano, Atlanta, and Ho Chi Minh City enter the index for the first time.



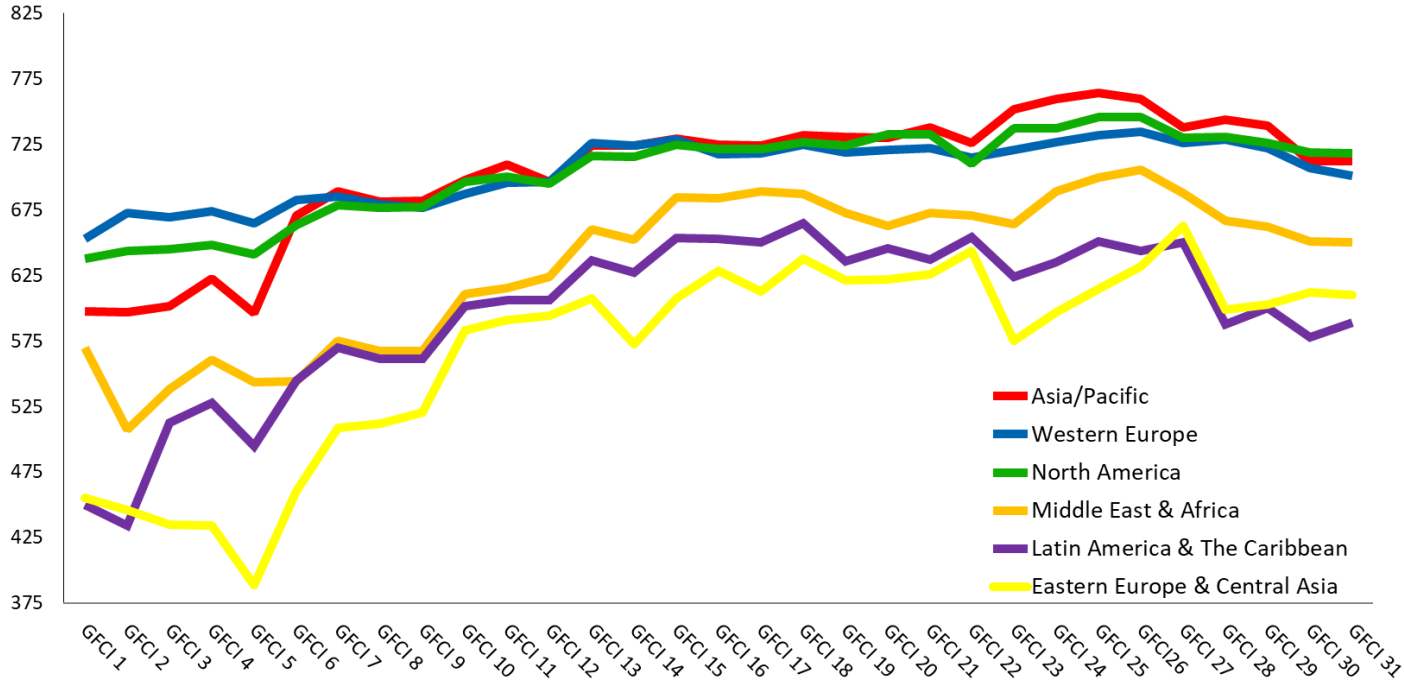


© Z/yen Group 2022



# Regional Performance Over Time

## Average GFCI Rating Of The Top Five Centres In Each Region

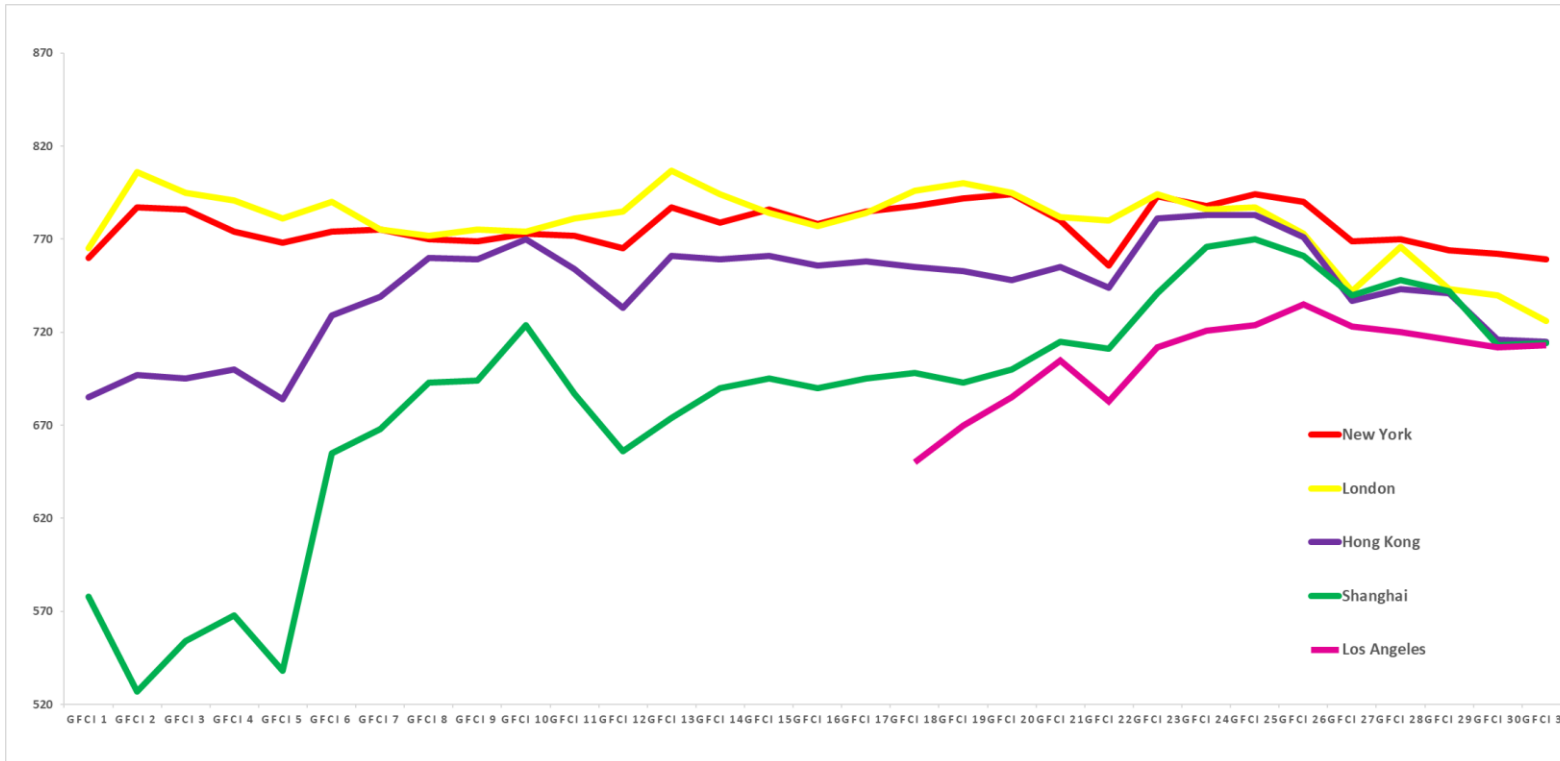




# Top Five Centres – Ratings Over Time



© Z/en Group 2022

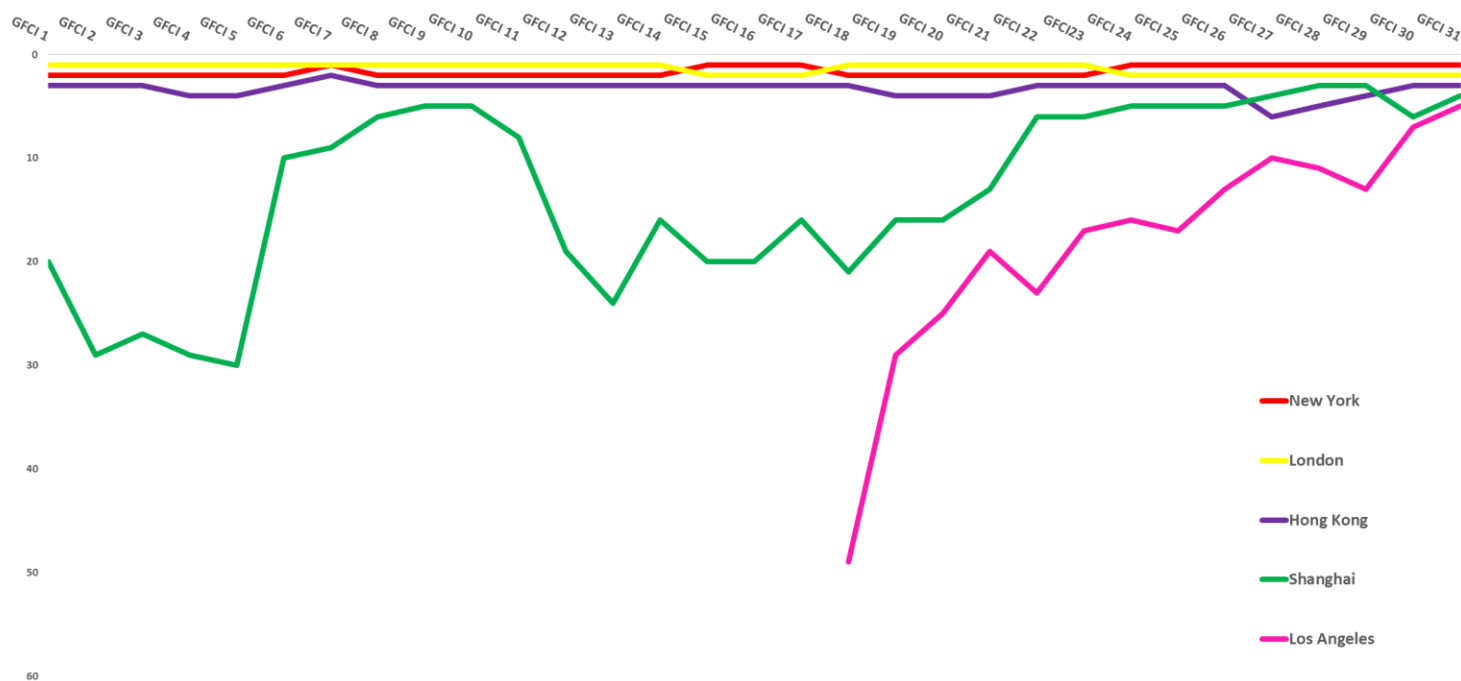




© Z/yen Group 2022



# Top Five Centres – Rank Over Time



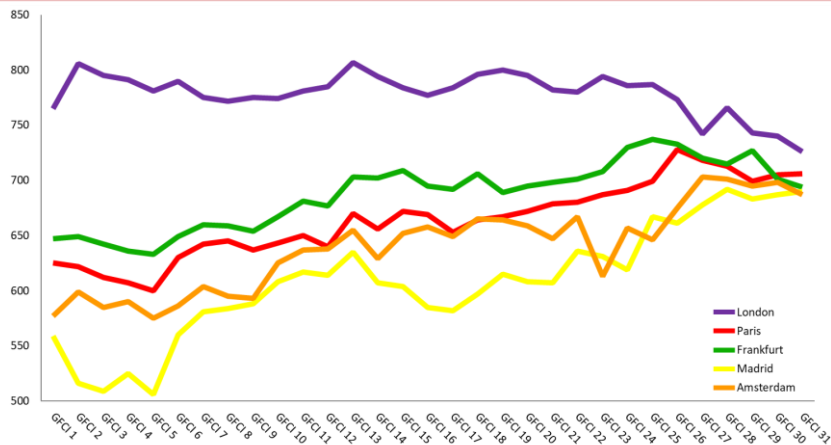


© Z/yen Group 2022

# Western Europe – Leading Centres



Centre	GFCI 31		GFCI 30		Change In	
	Rank	Rating	Rank	Rating	Rank	Rating
London	2	726	2	740	0	▼14
Paris	11	706	10	705	▼1	▲1
Frankfurt	16	694	14	701	▼2	▼7
Madrid	18	690	24	687	▲6	▲3
Amsterdam	19	687	17	698	▼2	▼11
Zurich	20	686	21	690	▲1	▼4
Edinburgh	21	684	22	689	▲1	▼5
Geneva	25	678	20	692	▼5	▼14
Stockholm	26	677	26	685	0	▼8
Luxembourg	27	676	23	688	▼4	▼12



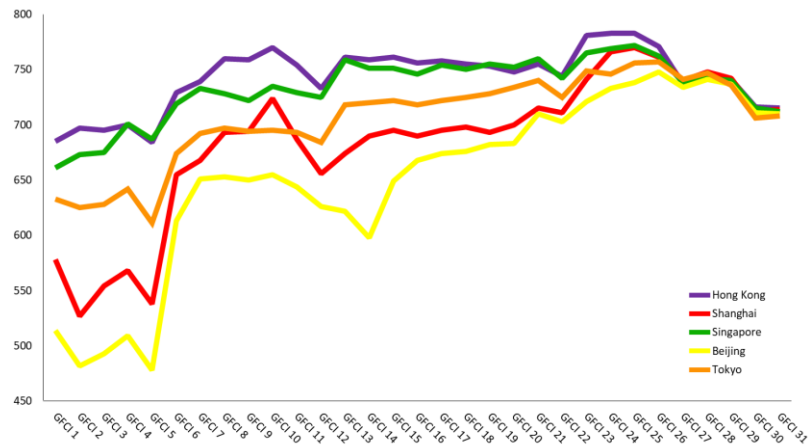


© Z/yen Group 2022

# Asia/Pacific – Leading Centres



Centre	GFCI 31		GFCI 30		Change In Rank	Change In Rating
	Rank	Rating	Rank	Rating		
Hong Kong	3	715	3	716	0	▼ 1
Shanghai	4	714	6	713	▲ 2	▲ 1
Singapore	6	712	4	715	▼ 2	▼ 3
Beijing	8	710	8	711	0	▼ 1
Tokyo	9	708	9	706	0	▲ 2
Shenzhen	10	707	16	699	▲ 6	▲ 8
Seoul	12	705	13	702	▲ 1	▲ 3
Sydney	23	682	25	686	▲ 2	▼ 4
Guangzhou	24	681	32	677	▲ 8	▲ 4
Busan	30	673	33	675	▲ 3	▼ 2





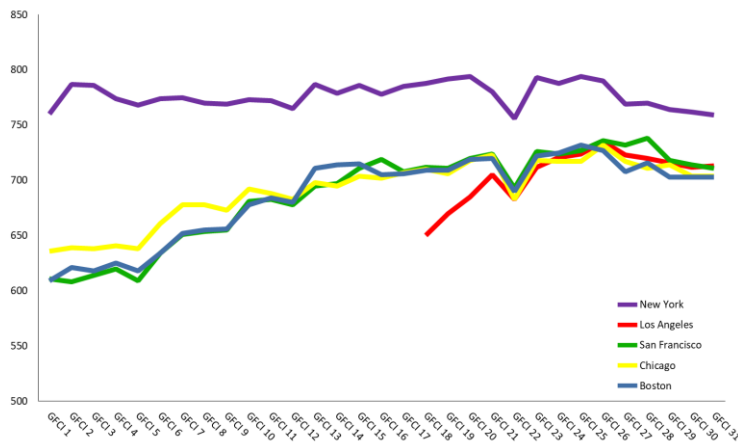


© Z/yen Group 2022

# North America – Leading Centres



Centre	GFCI 31		GFCI 30		Change In Rank	Change In Rating
	Rank	Rating	Rank	Rating		
New York	1	759	1	762	0	▼ 3
Los Angeles	5	713	7	712	▲ 2	▲ 1
San Francisco	7	711	5	714	▼ 2	▼ 3
Chicago	13	704	11	704	▼ 2	0
Boston	14	703	12	703	▼ 2	0
Washington DC	15	702	15	700	0	▲ 2
Toronto	22	683	19	693	▼ 3	▼ 10
Montreal	29	674	27	682	▼ 2	▼ 8
Vancouver	33	668	28	681	▼ 5	▼ 13
Calgary	47	646	51	637	▲ 4	▲ 9



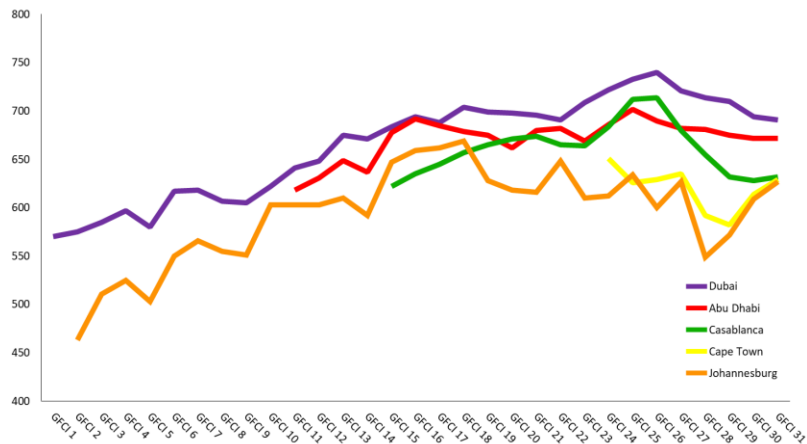


# Middle East & Africa – Leading Centres



© Z/yen Group 2022

Centre	GFCI 31		GFCI 30		Change In	
	Rank	Rating	Rank	Rating	Rank	Rating
Dubai	17	691	18	694	▲1	▼3
Abu Dhabi	31	672	36	672	▲5	0
Casablanca	54	632	53	628	▼1	▲4
Cape Town	55	629	62	614	▲7	▲15
Johannesburg	56	627	64	609	▲8	▲18
Tel Aviv	57	626	49	645	▼8	▼19
Doha	65	606	68	600	▲3	▲6
Bahrain	84	563	71	578	▼13	▼15
Riyadh	86	561	101	538	▲15	▲23
Mauritius	87	560	73	575	▼14	▼15



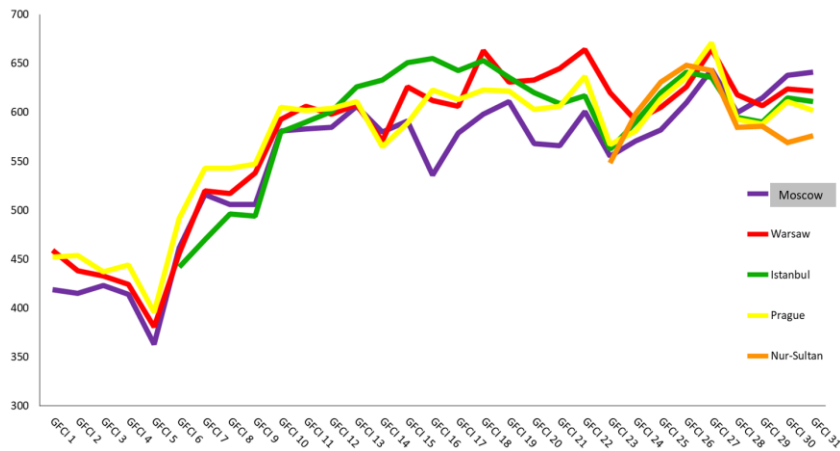


# Eastern Europe & Central Asia – Leading Centres



© Z/en Group 2022

Centre	GFCI 31		GFCI 30		Change In	
	Rank	Rating	Rank	Rating	Rank	Rating
Moscow	51	641	50	638	▼ 1	▲ 3
Warsaw	59	622	56	624	▼ 3	▼ 2
Istanbul	64	611	61	615	▼ 3	▼ 4
Prague	68	602	63	611	▼ 5	▼ 9
Nur-Sultan	74	576	75	569	▲ 1	▲ 7
Almaty	75	574	83	559	▲ 8	▲ 15
Cyprus	77	571	77	566	0	▲ 5
Athens	78	569	88	554	▲ 10	▲ 15
Bratislava	89	558	79	564	▼ 10	▼ 6
Budapest	91	556	89	553	▼ 2	▲ 3



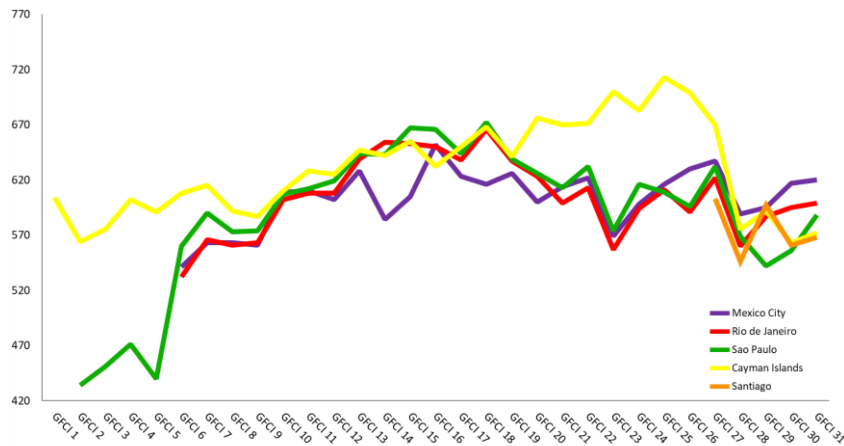


# Latin America & The Caribbean – Leading Centres



© Z/yen Group 2022

Centre	GFCI 31		GFCI 30		Change In	
	Rank	Rating	Rank	Rating	Rank	Rating
Mexico City	60	620	59	617	▼1	▲3
Rio de Janeiro	70	599	69	595	▼1	▲4
Sao Paulo	73	588	86	556	▲13	▲32
Cayman Islands	76	572	80	563	▲4	▲9
Santiago	79	568	81	561	▲2	▲7
Bogota	81	566	103	535	▲22	▲31
British Virgin Islands	92	554	87	555	▼5	▼1
Bahamas	95	551	99	540	▲4	▲11
Bermuda	96	550	92	550	▼4	0
Trinidad and Tobago	106	539	100	539	▼6	0





© Z/en Group 2022

# Financial Centre Profiles – Global Centres



Global Leaders	Global Diversified	Global Specialists	Global Contenders
New York	San Francisco	Beijing	GIFT City-Gujarat
London	Dublin	Dubai	
Shanghai		Shenzhen	
Frankfurt		Guangzhou	
Seoul*		Luxembourg	
Washington DC		Moscow	
Los Angeles		Abu Dhabi	
Zurich		Chengdu	
Paris			
Hong Kong			
Singapore			
Chicago			
Amsterdam			
Tokyo			
Geneva			
Toronto			
Brussels			





# Financial Centre Profiles – International Centres



© Z/yen Group 2022

Established International	International Diversified	International Specialists	International Contenders
Berlin	Boston*	Nur-Sultan*	Sao Paulo
Mexico City*	Vienna*	Cape Town	Mauritius
Busan	Istanbul	Almaty*	Bahrain
Sydney		Tianjin*	Mumbai*
Milan		Wuhan	Doha
Madrid		Panama	Qingdao*
Oslo		Hangzhou*	Johannesburg
Kuala Lumpur		Budapest*	New Delhi*
Tel Aviv*		Manila*	Casablanca
Vancouver		Riga	Bermuda
Melbourne		Baku	Nairobi*
Bangkok		Dalian	British Virgin Islands
Montreal		Taipei	Malta*
Munich		Bogota	Guernsey
Stockholm*		Riyadh	Jersey*
Rome		Kigali	Isle of Man
Edinburgh*		Buenos Aires	Liechtenstein
Stuttgart		Nanjing	Cayman Islands
		Xi'an	





© Zyen Group 2022

# Financial Centre Profiles – Local Centres



Established Players	Local Diversified	Local Specialists	Evolving Centres
Warsaw*	Helsinki	Kuwait City	Rio de Janeiro
Copenhagen	Lisbon	Vilnius*	Jakarta
Calgary		Reykjavik	
Hamburg*		Lagos*	
Wellington		Ho Chi Minh City (New)	
Glasgow		Tehran	
San Diego		Gibraltar	
Prague		Tallinn	
Osaka		Barbados	
Athens*		Sofia	
Santiago		St Petersburg	
Atlanta (New)		Cyprus*	
		Lugano (New)	
		Bahamas	
		Monaco	
		Bratislava	
		Trinidad and Tobago	





© Z/yen Group 2022

# Industry Sector Sub-Indices



Rank	Banking	Investment Management	Insurance	Professional Services	Government & Regulatory	Finance	FinTech	Trading
1	New York	New York	Shenzhen	New York	New York	New York	New York	New York
2	Shenzhen	London	New York	London	London	Beijing	Singapore	London
3	Hong Kong	Singapore	Hong Kong	Singapore	Singapore	Shanghai	London	Shanghai
4	London	Beijing	London	Hong Kong	Zurich	Shenzhen	Shanghai	Hong Kong
5	Singapore	Shanghai	Shanghai	San Francisco	Hong Kong	London	Hong Kong	Beijing
6	Beijing	Hong Kong	Singapore	Shenzhen	Shanghai	Hong Kong	Beijing	Singapore
7	Shanghai	Shenzhen	Paris	Shanghai	Dubai	Tokyo	Tokyo	Tokyo
8	Tokyo	Zurich	Beijing	Zurich	Frankfurt	Singapore	Luxembourg	Zurich
9	Osaka	Los Angeles	Tokyo	Luxembourg	Geneva	Zurich	Shenzhen	San Francisco
10	Zurich	Geneva	Zurich	Toronto	Seoul	Frankfurt	San Francisco	Los Angeles
11	Sydney	Luxembourg	Frankfurt	Frankfurt	Tokyo	Los Angeles	Dubai	Chicago
12	Luxembourg	San Francisco	Seoul	Washington DC	Los Angeles	Luxembourg	Zurich	Shenzhen
13	Paris	Paris	Luxembourg	Seoul	Oslo	Edinburgh	Frankfurt	Frankfurt
14	Los Angeles	Chicago	Sydney	Dubai	Washington DC	Geneva	Washington DC	Washington DC
15	San Francisco	Amsterdam	Los Angeles	Geneva	Luxembourg	San Francisco	Qingdao	Stuttgart







© Z/yen Group 2022

# GFCI 31 FinTech Rating



Centre	GFCI 31		GFCI 30		Change In Rank	Change in Rating
	FinTech Rank	FinTech Rating	FinTech Rank	FinTech Rating		
New York	1	721	1	723	0	▼ 2
Shanghai	2	705	2	695	0	▲ 10
Beijing	3	701	5	692	▲ 2	▲ 9
San Francisco	4	693	4	693	0	0
London	5	692	3	694	▼ 2	▼ 2
Shenzhen	6	691	7	686	▲ 1	▲ 5
Los Angeles	7	690	6	689	▼ 1	▲ 1
Hong Kong	8	682	8	679	0	▲ 3
Chicago	9	680	12	675	▲ 3	▲ 5
Boston	10	679	14	673	▲ 4	▲ 6
Washington DC	11	678	9	678	▼ 2	0
Guangzhou	12	677	13	674	▲ 1	▲ 3
Singapore	13	676	10	677	▼ 3	▼ 1
Seoul	14	666	11	676	▼ 3	▼ 10
Tokyo	15	654	16	651	▲ 1	▲ 3
Paris	16	651	15	661	▼ 1	▼ 10
Madrid	17	649	24	638	▲ 7	▲ 11
Frankfurt	18	646	17	649	▼ 1	▼ 3
Toronto	19	645	19	645	0	0
Edinburgh	20	644	21	642	▲ 1	▲ 2





© Z/en Group 2022

# Reputational Advantage



Centre - Top 15	Weighted Average Assessment	GFCI 31 Rating	GFCI 31 Reputational Advantage
GIFT City-Gujarat	841	590	251
Qingdao	855	663	192
Stuttgart	720	613	107
Nur-Sultan	676	576	100
Singapore	808	712	96
Shenzhen	799	707	92
Kigali	638	547	91
Luxembourg	760	676	84
London	806	726	80
Liechtenstein	638	562	76
Zurich	761	686	75
Lugano	657	589	68
Milan	726	661	65
Jersey	667	604	63
Shanghai	774	714	60





© Z/yen Group 2022

# Reputational Disadvantage



Centre - Bottom 15	Weighted Average Assessment	GFCI 31 Rating	GFCI 31 Reputational Advantage
Cape Town	572	629	-57
Athens	504	569	-65
Mexico City	554	620	-66
Warsaw	553	622	-69
Hamburg	586	660	-74
Johannesburg	553	627	-74
Jakarta	523	600	-77
Rio de Janeiro	521	599	-78
Hangzhou	472	553	-81
Xi'an	428	516	-88
Mumbai	544	642	-98
Wellington	551	650	-99
Tianjin	441	541	-100
New Delhi	491	623	-132
Calgary	509	646	-137





© Z/yen Group 2022

# Observations



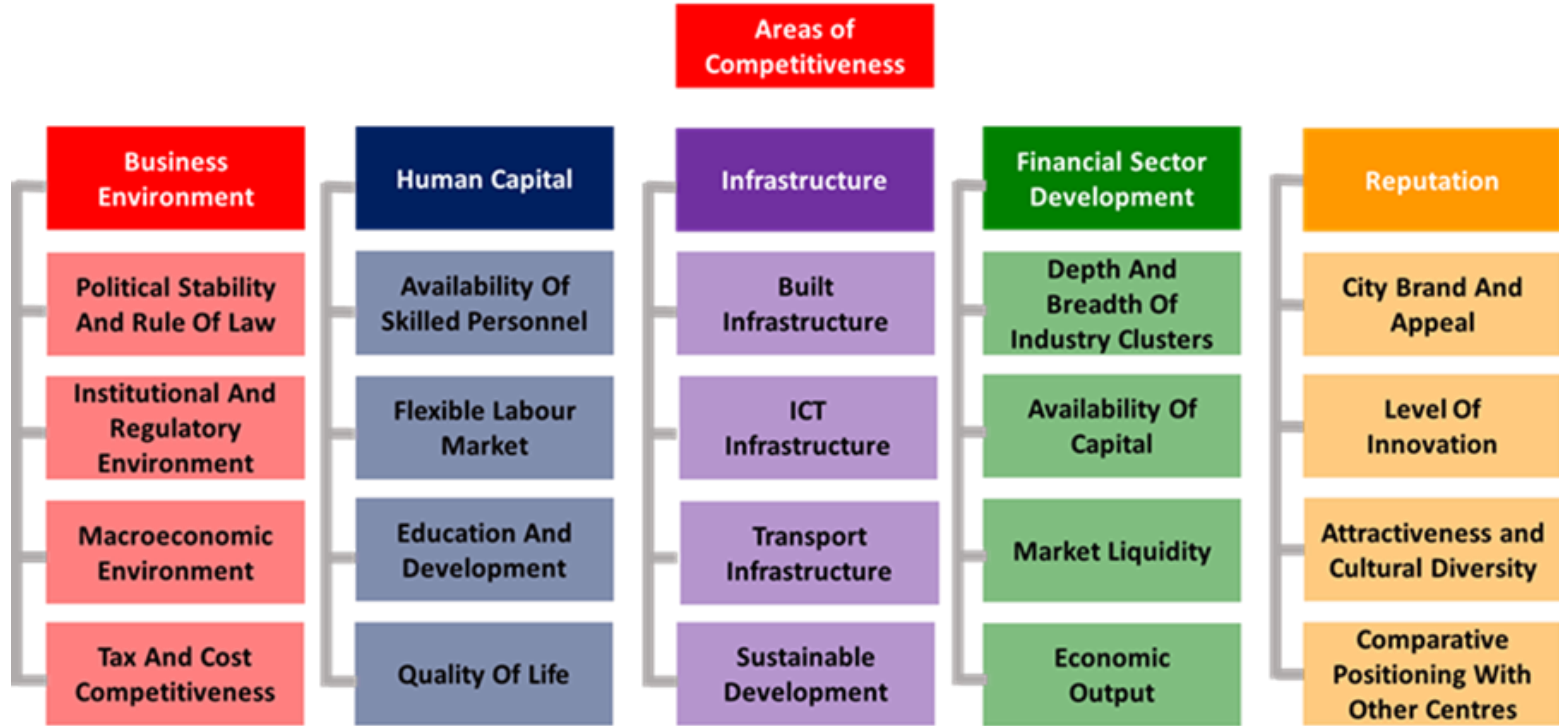
**Professor Michael Mainelli**

Executive Chairman

Z/Yen Group



# Observations





© Z/en Group 2022

# Areas Of Competitiveness Sub-Indices

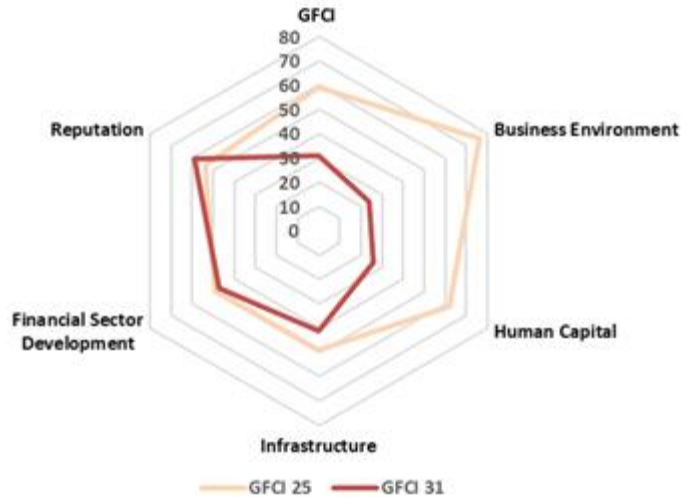


Rank	Business Environment	Human Capital	Infrastructure	Financial Sector Development	Reputational & General
1	New York	New York	New York	New York	New York
2	London	Singapore	London	London	London
3	Singapore	London	Seoul	Shanghai	Hong Kong
4	Hong Kong	Hong Kong	Hong Kong	San Francisco	Singapore
5	San Francisco	Edinburgh	Paris	Boston	San Francisco
6	Chicago	San Francisco	Singapore	Shenzhen	Chicago
7	Amsterdam	Tokyo	Beijing	Chicago	Seoul
8	Boston	Boston	Los Angeles	Los Angeles	Boston
9	Washington DC	Los Angeles	Tokyo	Seoul	Los Angeles
10	Tokyo	Beijing	San Francisco	Washington DC	Washington DC
11	Los Angeles	Luxembourg	Shenzhen	Hong Kong	Paris
12	Copenhagen	Chicago	Frankfurt	Beijing	Tokyo
13	Dubai	Shanghai	Shanghai	Singapore	Frankfurt
14	Edinburgh	Shenzhen	Amsterdam	Tokyo	Shanghai
15	Luxembourg	Dubai	Chicago	Paris	Toronto

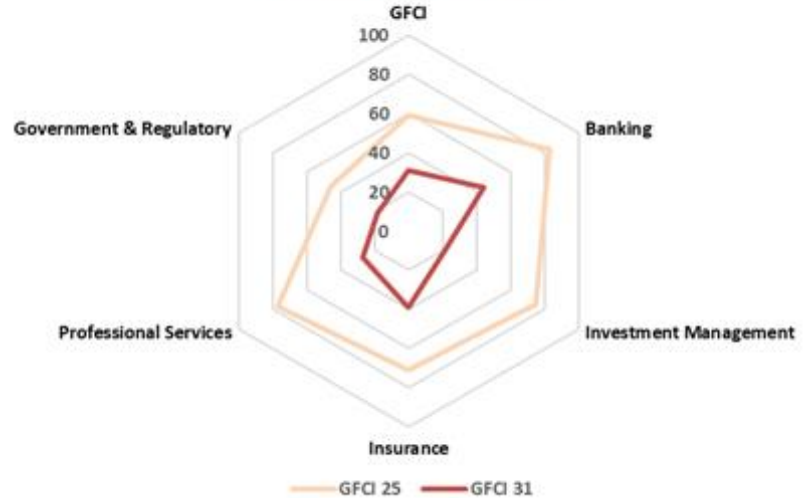


# Changes In Centre Strengths – Abu Dhabi

### Areas Of Competitiveness Rank

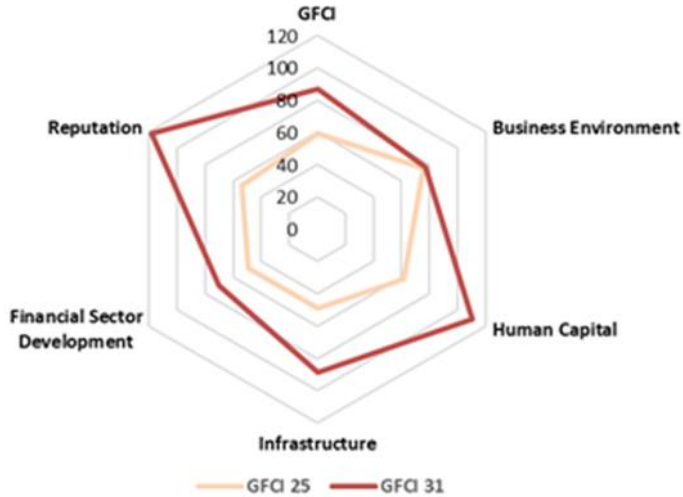


### Industry Sectors Rank



# Changes In Centre Strengths - Mauritius

### Areas Of Competitiveness Rank



### Industry Sectors Rank







© Z/yen Group 2022

# Attractive Places To Work



Centre	Count
New York	290
London	141
Hong Kong	129
Singapore	113
Abu Dhabi	104
Beijing	104
Busan	100
Boston	72
Amsterdam	69
Dubai	67
Chicago	58
Berlin	56
Tokyo	53
Seoul	50
Bangkok	45





© Z/en Group 2022

# Questions, Comments & Answers





© Z/yen Group 2022

# Global Financial Centres Index 32



September 2022



Take the GFCI survey at  
[www.globalfinancialcentres.net/survey/](http://www.globalfinancialcentres.net/survey/)

