



FS Club



FS Club

News Events Partnerships

The Future Of Ageing Societies Will Be Nothing Like The Past

Webinar

3pm GMT on Monday, 21 December 2020





FS Club



FS Club

News Events Partnerships

A Word From Today's Chairman



**Professor Michael
Mainelli**

Executive Chairman

Z/Yen Group



FS Club

Platinum Sponsors



Gold Sponsors



Silver Sponsors



Bronze Sponsors



Personal Sponsors





FS Club

Agenda

15:00 – 15:05

Chairman's Introduction

15:05 – 15:30

Keynote Address - Charles Goodhart & Manoj Pradhan

15:30 – 15:45

Questions & Answers



FS Club

News Events Partnerships



An Opening Poll

Monetary aggregates have risen by a lot, but the velocity of money has fallen sharply. As the world normalizes, how much will the velocity of money rebound by towards the end of 2021?

- a) A lot
- b) Moderately
- c) It will remain subdued

The Future Of Ageing Societies Will Be Nothing Like The Past



Charles Goodhart

Emeritus Professor of
Banking and Finance

London School of
Economics



Manoj Pradhan

Founder

Talking Heads
Macroeconomics

**The Great Demographic Reversal:
Ageing Societies, Waning Inequality, and an Inflation Revival**

By

C.A.E. Goodhart

Financial Markets Group, London School of Economics

and

Manoj Pradhan

Talking Heads Macroeconomics

Figure 1: Interest rates have been falling for decades

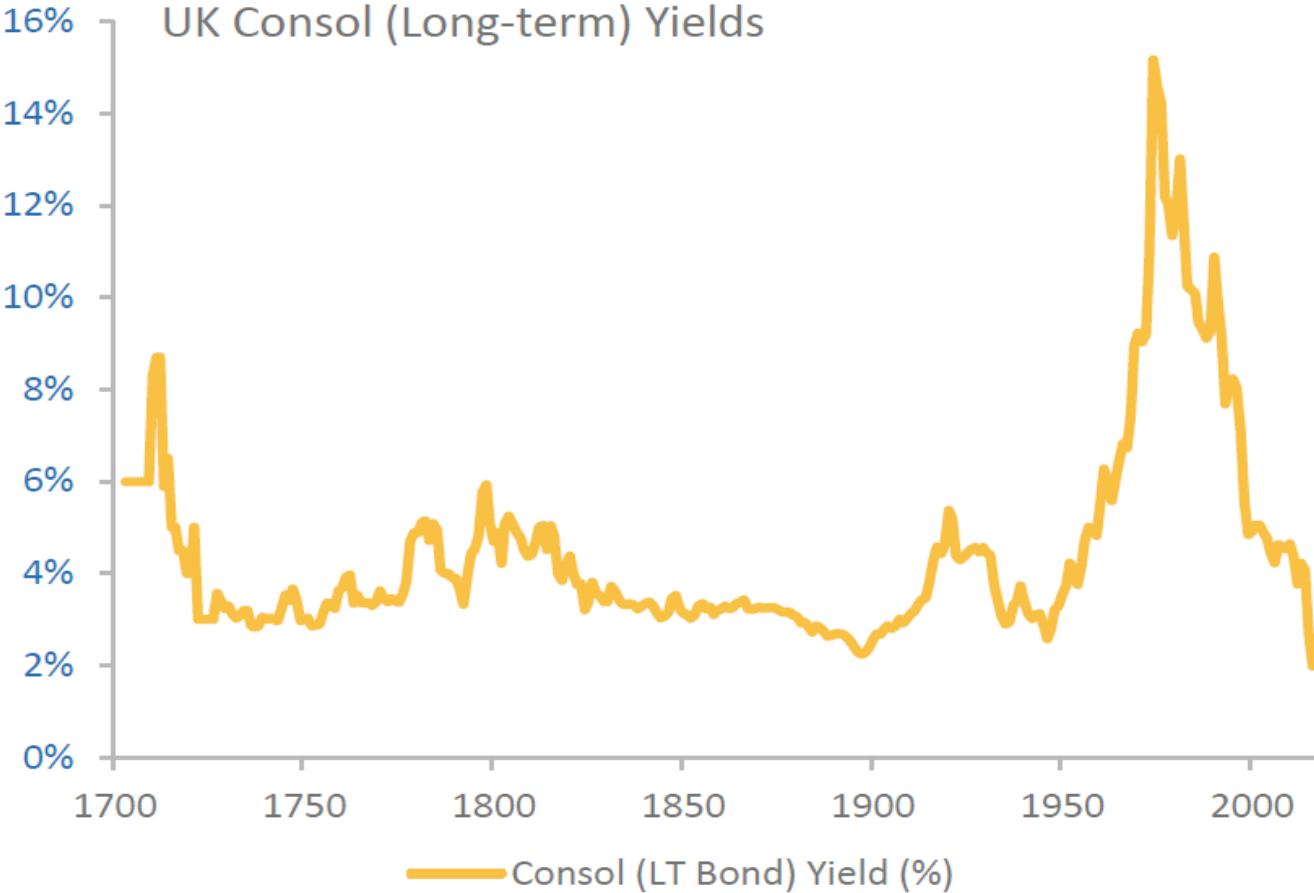


Figure 2: Working age populations falling globally – Africa is the key exception, and India to a lesser extent

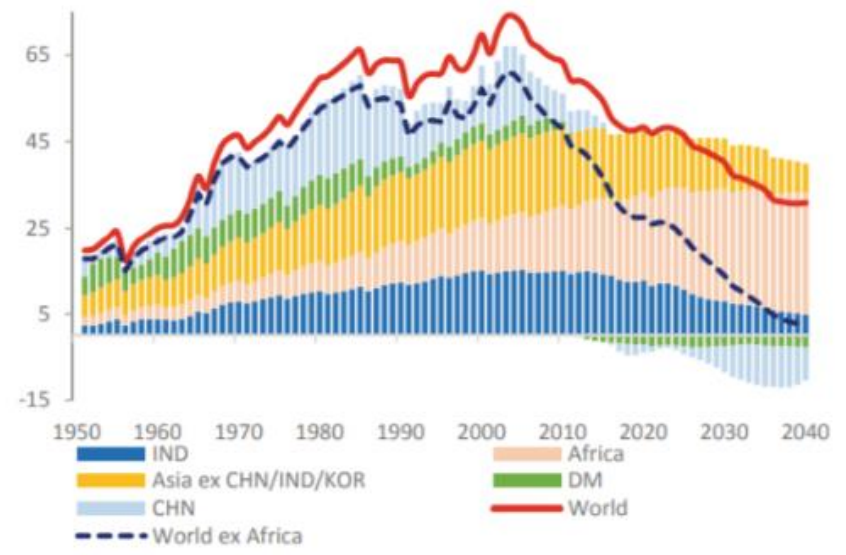
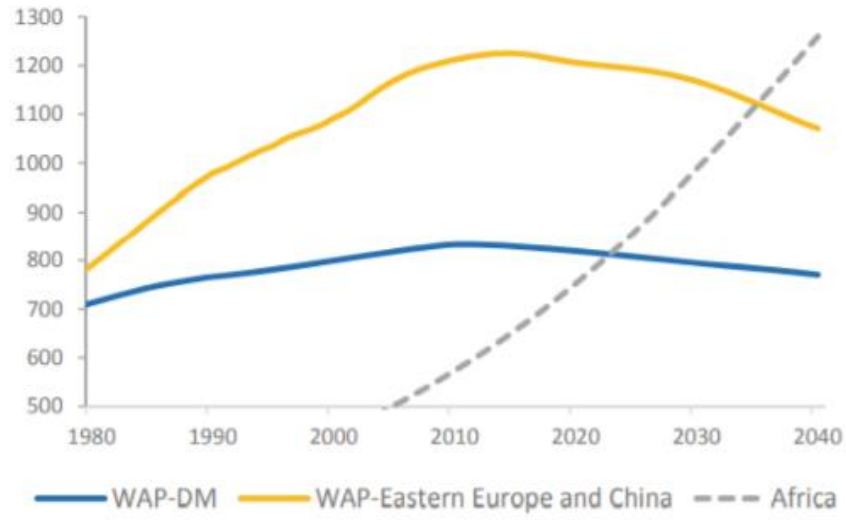


Table 1: Dependency ratios rising because of the elderly, not the young

	USA	UK	Germany	Japan	China
<i>Young</i>					
1970	28	24	23	24	40
2010	20	17	14	13	19
Change 1970–2010:	–8	–7	–9	–11	–21
2010	20	17	14	13	19
2019	19	18	14	13	18
Change 2010–2019:	–1	1	0	0	–1
<i>Retiree</i>					
1970	10	13	24	7	4
2010	13	17	21	22	8
Change 1970–2010:	3	4	3	15	4
2010	13	17	21	22	8
2019	16	19	22	28	11
Change 2010–2019:	3	2	1	6	3

Source UN Population Statistics

Figure 3: Consumption Increases Over Time in the AEs

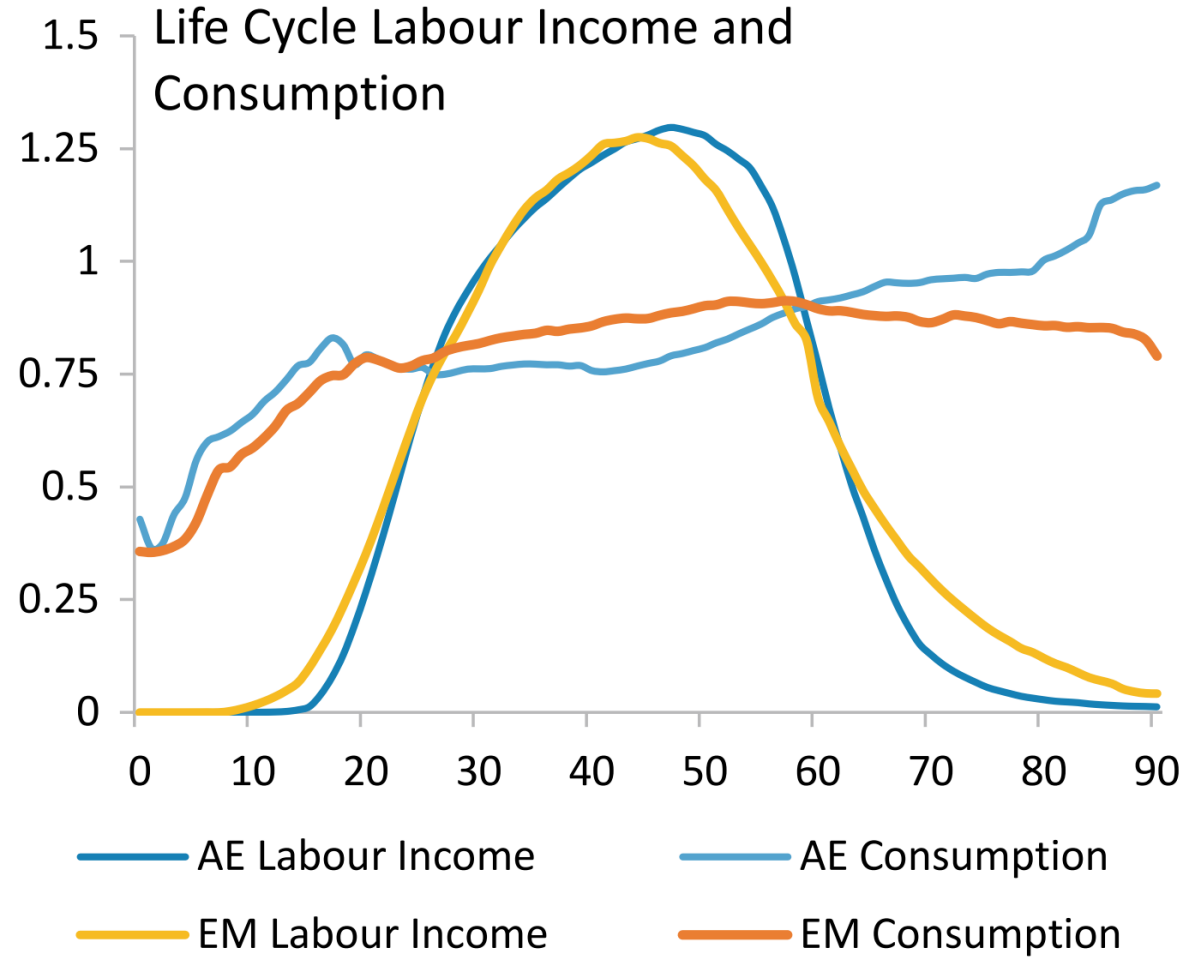


Table 2: Inequality has narrowed across countries, particularly the EMEs

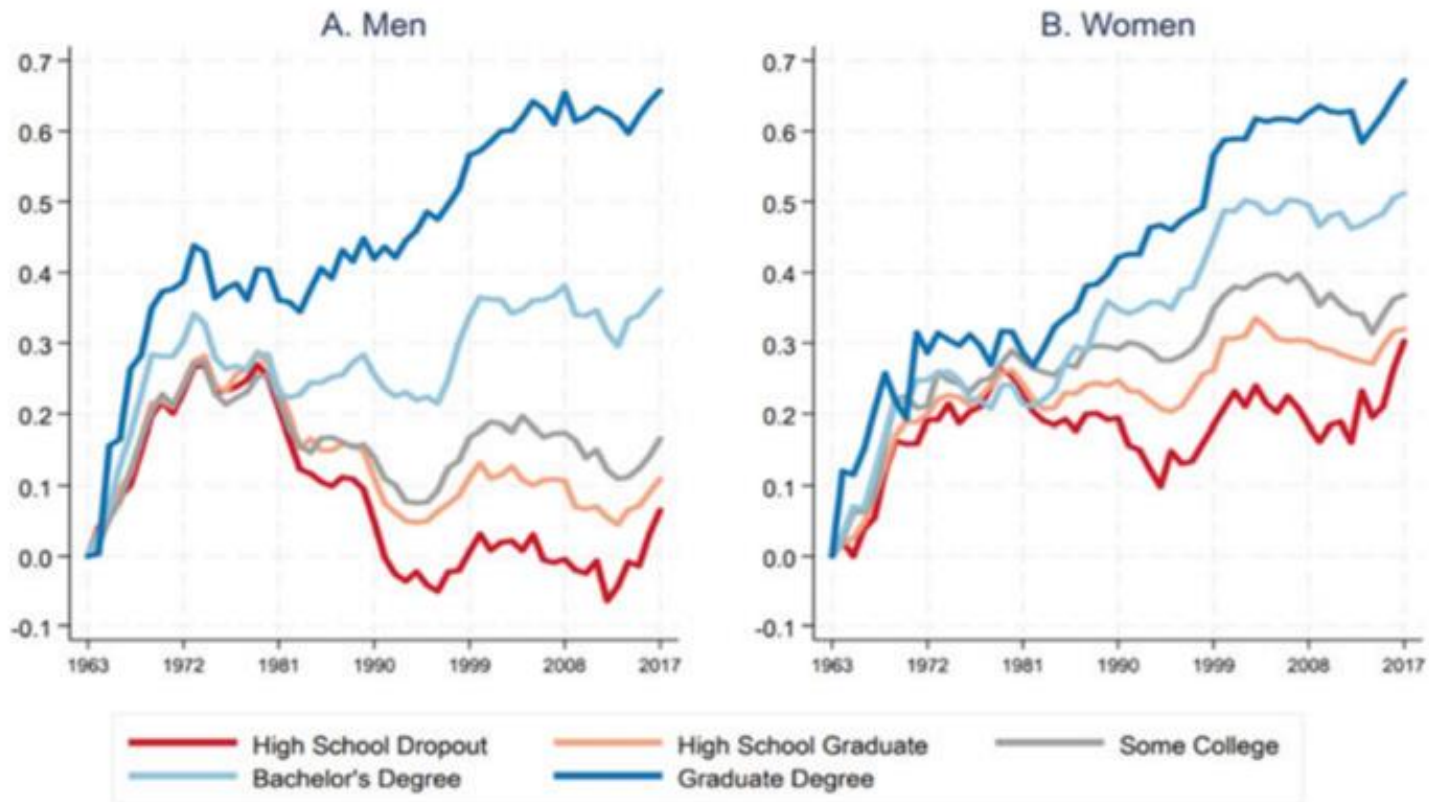
Ratio of the wages of the workers

	USA/China	France/Poland
2000	34.6	3.9
2001	30.6	3.3
2002	27.4	3.5
2003	25.0	4.0
2004	22.9	4.2
2005	20.4	3.8
2006	18.1	3.7
2007	15.2	3.5
2008	12.2	3.0
2009	10.8	3.7
2010	9.7	3.3
2011	8.4	3.3
2012	7.5	3.4
2013	6.7	3.4
2014	6.3	3.3
2015	6.0	3.4
2016	5.9	3.4
2017	5.6	3.2
2018	5.1	2.9

Source National Sources

Figure 4: Those with lower educational attainment have been most exposed to the global shock to labour

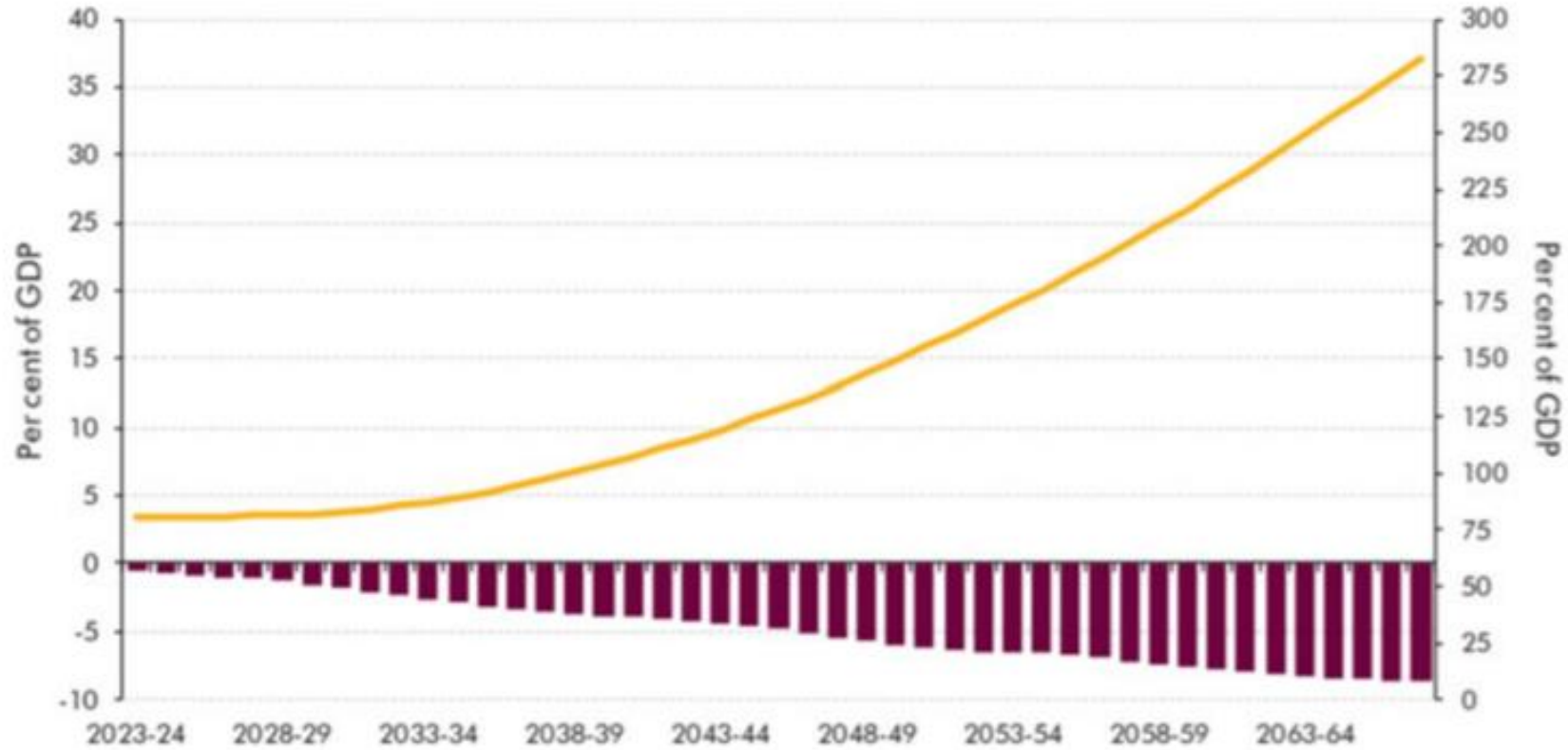
Cumulative change in real weekly earnings at working age adults aged 18-64, 1963-2017



Source: American Economic Association

Figure 5: Ageing will lead to a massive rise in deficits and borrowing

Baseline projections of the primary balance and PSND



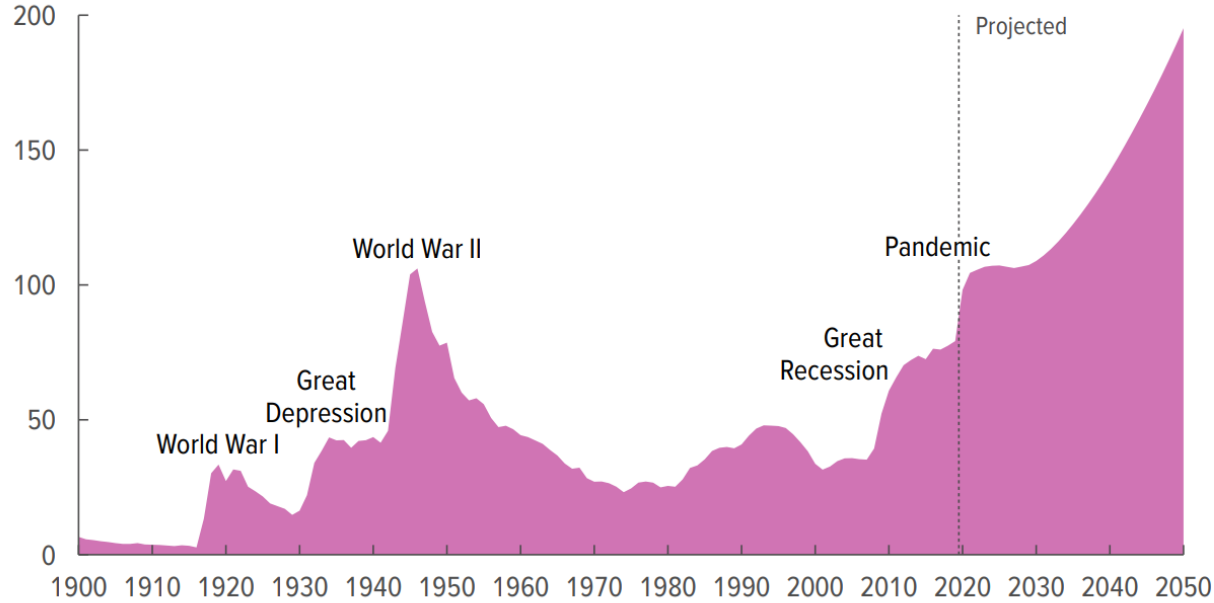
Source: OBR

Figure 6: Debt Falls After Wars, But That Will Not Apply to Ageing

Debt and Deficits

Federal debt held by the public is projected to equal 195 percent of gross domestic product (GDP) in 2050, and the deficit is projected to equal 13 percent of GDP.

Percentage of Gross Domestic Product



In CBO's projections, federal debt held by the public surpasses its historical high of 106 percent of GDP in 2023 and continues to climb in most years thereafter. In 2050, debt as a percentage of GDP is nearly 2.5 times what it was at the end of last year.



A Second Poll

Higher primary deficits are required to stabilize debt after so much fiscal spending during the pandemic. How much will politicians succeed in tightening the fiscal belt before their next election?

- a) Substantially, in order to prevent a debt crisis
- b) Only moderately
- c) Austerity will be unwelcome and unsuccessful

The Endgame? Inflation

Dealing with Debt

- Growth – unlikely
- Productivity – yes, but modest
- Inflation – unattractive, but necessary

The Pandemic:

- Monetary Aggregates
- Markups

Mitigants

- Africa/India
- Limit benefits to old
- More participation of elderly
- Technology
- “Why didn’t it happen in Japan?”

Table 3: The oldest-old form the dominant cohort among 'medical dependents'

UK, 2017

		Total population	Dependents	Percentage
Young-Old	65-75	5276	1621	30
Old	75-85	3130	1539	49
Old-Old	85+	1318	1023	78

Figure 7: Participation Rates are Already High Thanks to Pension Degradation

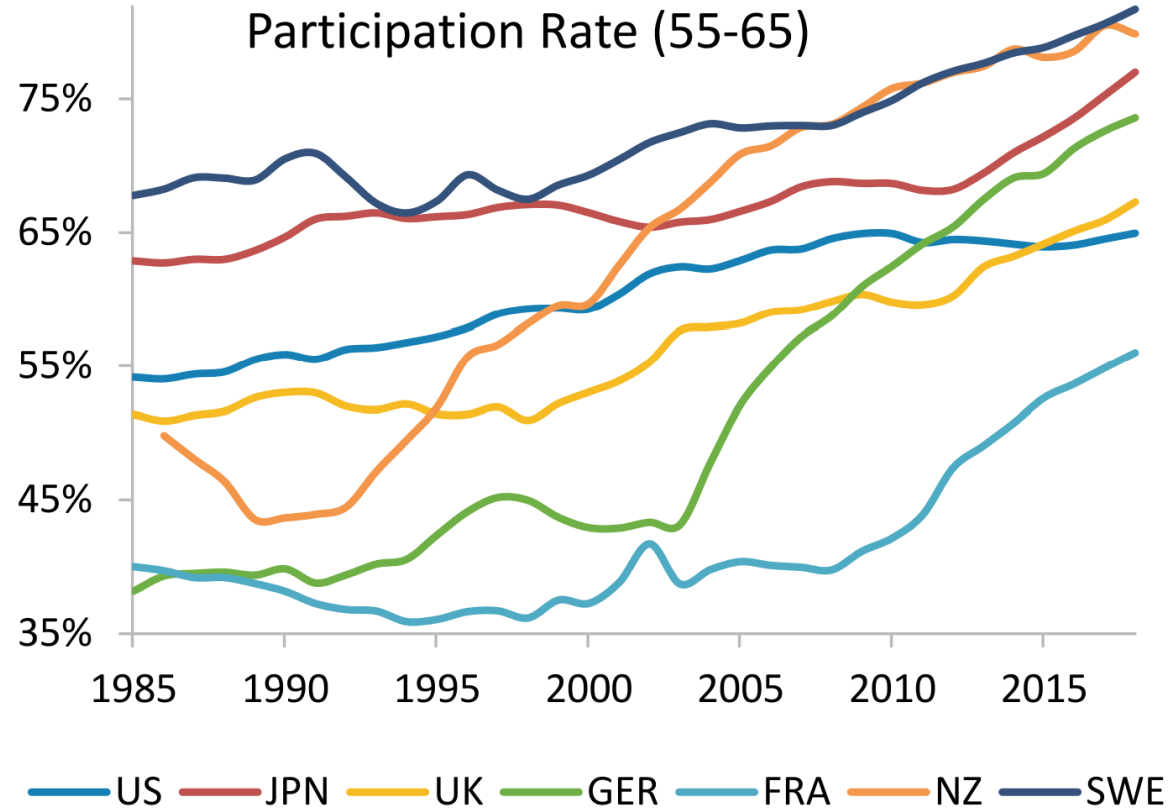
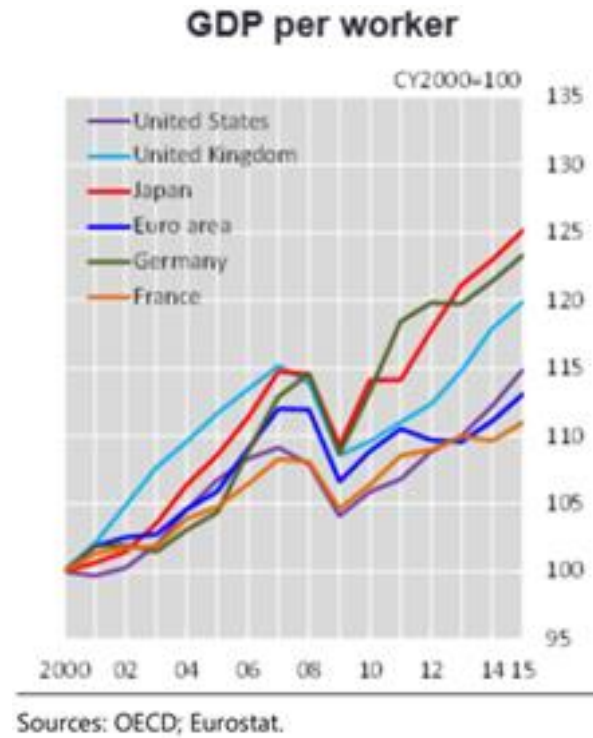
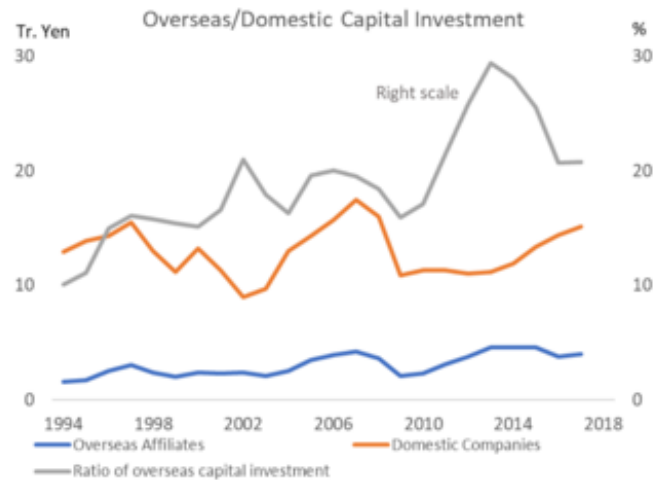


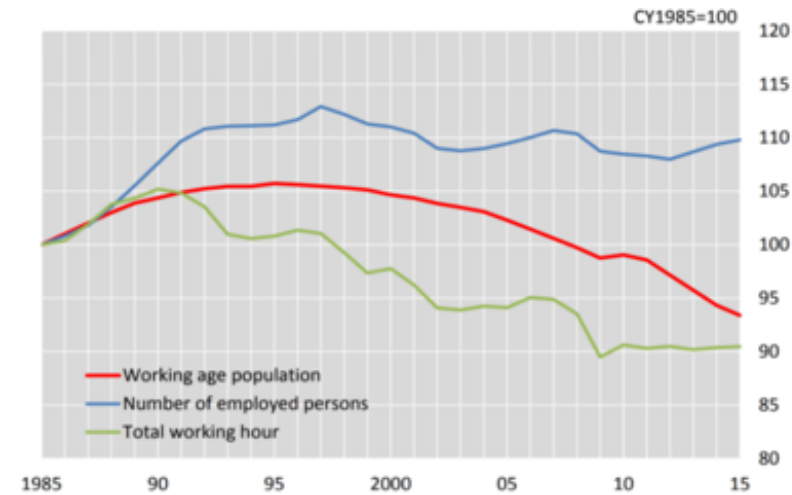
Figure 8: “Why Didn’t It Happen in Japan?”



Japan Inc. Invested Heavily Abroad



Labour Adjustment via Hours, Not Wages





A Final Poll

If inflation rises, central banks will respond by:

- a) Raising short-term policy rates earlier
- b) Allowing long-term yields to rise, but not raising policy rates
- c) Resorting to 'yield curve control' in order to prevent yields from rising

Conclusions

- Inflation is coming – unlike the post-GFC recovery, stimulus has gone to the real economy, and demand will outstrip supply in the presence of policy that will become increasingly procyclical
- The yield curve will steepen – if ‘Yield Curve Control’ is imposed, it will act in a procyclical manner to push inflation even higher
- Asset returns will be harder to extract
- Lower within-country inequality
- Central bank independence will come under increasing threat

QUESTIONS & DISCUSSION, ANSWERS?





FS Club

Platinum Sponsors



Gold Sponsors



Silver Sponsors



Bronze Sponsors



Personal Sponsors





THANK YOU FOR WATCHING

Forthcoming Webinars

Christmas Break

- Tuesday 5 Jan (11:00) [Brexit & Trade – New Ways Of Dealing With Paperwork](#)
- Thursday 7 Jan (11:00) [Charting a New Chapter: How To Establish And Maintain a Portfolio Career](#)

Visit <https://fsclub.zyen.com/events/webinars/>